



Digital assets

Specifications and guidelines for the do-it-yourself, garden and pet in the Benelux

Version 1.2, Final, Juli 2024



Contents

Introduction	3
1 Digital assets	4
1.1 Attributes of digital assets	5
1.2 Digital assets - requested by the sector	6
1.2.1 Safety Data Sheet (SDS).....	6
1.2.2 Declaration of Performance (DoP).....	6
1.2.3 Image of article out of packaging.....	7
1.2.4 Atmosphere/feeling image	7
1.2.5 Certificate – organic product.....	8
1.2.6 Energy label	9
1.2.7 Guarantee information	9
1.2.8 Instructions for use and storage by consumers.....	10
1.2.9 Instructions for use/leaflet.....	10
1.2.10 Data on hazardous substances (not SDS)	11
1.2.11 Logo.....	11
1.2.12 Certificate w.r.t. prizes awarded	12
1.2.13 Assembly instructions	12
1.2.14 Product image with dimensions	12
1.2.15 Product label image	13
1.2.16 Technical datasheet.....	13
1.2.17 Video.....	14
Appendix 1: Sharing digital assets via GS1 web interface	15
Appendix 2: Overview of GDSN digital asset codes	16
Appendix 3: Version control	23

Introduction

Online purchases are growing explosively and consumers are using more and more online channels to properly orient themselves before doing a job. The government is also making increasingly more requirements. In addition to reliable product information and product images, chain parties therefore need more and more documents (digital assets): for internal processes, but also for (online) customers.

The digital assets - like product information and product images - can also be shared via the Global Data Synchronisation Network (GDSN). In Belgium and Luxembourg this is done via My Product Manager and in the Netherlands via GS1 Data Source.

The guidelines for these product images can be found on the [GS1 Belgium & Luxembourg](#) and [GS1 Netherlands website](#).

Digital assets

This document shows which other types of digital assets (such as safety data sheets and logos) companies in the Benelux DIY, garden and pet industry want and can share with each other and which attributes are used for this.

The list of digital assets with associated definitions that forms the basis of this document is based on the [GS1 global standard](#).

Note!

Always agree in advance with your customers which digital assets they want to receive and when.

1 Digital assets

Below is an overview of the different types of digital assets that retailers in the DIY, garden and pet industry in the Benelux want to receive via the GS1 data pool.

These digital assets are already shared via the data pool:

- Product images
- Safety Data Sheet (SDS)
- Declaration of Performance files (DoP)

The following digital assets are not yet shared, but if these assets apply to your products, it is desirable that you do share them via the GS1 data pool. Please contact your customers about this in advance.

- Certificate – organic product
- Energy label
- Guarantee information
- Instructions for use and storage by consumers
- Instructions for use/leaflet
- Data on hazardous substances (not SDS)
- Logo
- Certificate for prizes won
- Assembly instructions
- Product image with dimensions
- Product label image
- Technical datasheet
- Video

How can you share digital assets?

- Suppliers with their own public Digital Asset Management (DAM) system can share the assets with customers via a URL (link).
- Suppliers using the GS1 web interface can also upload the digital asset file in the web interface. Appendix 1 of this document explains how to do this in the GS1 web interface.
- Suppliers with their own connection (M2M) to the GS1 datapool can also share the digital asset via the GS1 datapool. The fields for this are in the 'referencedFileDetailInformationModule'. In the tab 'FieldDefinitions' of the data model, details about these fields can be found with the help of the FieldID.

From paragraph 1.2 onwards, it is explained how to share each type of asset requested by the sector via the data pool. In addition, in appendix 2 of this document you will find a complete overview of all digital assets that can be shared via the GS1 data pool.

1.1 Attributes of digital assets

The following attributes are used for sharing digital assets. But sometimes it is necessary to fill in attributes for the product itself as well, for example for hazardous substances. More details on these attributes can be found in the data model. The most recent version can always be found on the website of [GS1 Belgium & Luxembourg](#) or [GS1 Netherlands](#).

Points of attention

- It may happen that wholesalers supply products from suppliers to customers (retailers). We then recommend always sharing the URL (link) to the supplied document from suppliers, for example a safety data sheet, unchanged via the GS1 Data Pool with customers. This way, the most recent version of the document is shared.
- 1 digital asset is often valid for multiple items in the data pool; however, you must link this asset to each individual item (GTIN). It is therefore not possible in the GS1 web interface to link a digital asset simultaneously to several articles.
- PDF files should always be shared without clipping paths and in a compressed (light) version.

FieldID	Attribute	Example	Explanation
6,445	Type of external source	Logo	The type of file, for example a manufacturer or brand logo of the product.
6,446	URL external source	Example link	The URL by which the digital asset can be viewed or stored.
6,447	URL external source language code	NL	Language code for the digital assets (if applicable).
6,448	External source file name	GS1_Kitcher_Cleaner_SAFETY_DATA_SHEET_EN	<p>For sharing digital assets you do not need to include the GTIN (14 digits, e.g. 08712345678906) in the file name. One asset is often relevant for several products. This is mandatory for product images (product image).</p> <p>Build the file name as follows: file name, followed by what type of digital asset it is (see Annex 2, GDSN code column) and optionally mention the language code if you share the asset in multiple languages.</p>
8,457	End date of file	2025-02-25T00:00:00	Date until which the file is valid. This may be important for certificates, for example.

8,458	Start date of file	2021-02-25T00:00:00	Date from which the file is valid. This can be important, for example, for promotional images that are used temporarily.
-------	--------------------	---------------------	--

1.2 Digital assets - requested by the sector

Below is a description of the digital assets required by retailers in the sector.


1.2.1 Safety Data Sheet (SDS)

Link to a file containing the product's safety data sheet (SDS). This file can be an image or a document.

A Safety Data Sheet is a structured document containing information about the risks of a hazardous substance and recommendations for its safe use.

If you select the code 'SAFETY_DATA_SHEET_REQUIRED' under attribute 3.067 'Type of regulation/directive', add the safety data sheet (SDS). This can be an image or a document.

It is also necessary to fill in certain attributes about dangerous goods for the product itself. In the GS1 data model you can find these in the tab 'Fielddefinitions' by filtering in column Y 'Attribute Category' on the value 'Dangerous goods'.



Attention: Only for safety data sheets there is (for now) a different group of attributes (see table below) to define the attributes. All other digital assets use the set of attributes listed by chapter.

FieldID	Attribute	Example
5,001	Code SDS	SAFETY_DATA_SHEET SDS/veiligheidsinformatieblad
5,004	URL external source	Example link
5,005	URL external source language code	ENG
5,139	File format name of external source	PDF
5,007	External source file name	[File name]_SDS_DATA_SHEET_EN
5,008	Start date of file	2021-02-25T00:00:00

1.2.2 Declaration of Performance (DoP)

As a result of the European Construction Products Regulation, the supplying industry (manufacturers, importers and distributors) has been obliged to provide a declaration of performance for CE-marked products since 1 July 2013. This declaration is called a Declaration of Performance (DoP). The DoP is prepared by the manufacturer and provides information on the main performance of the product and its intended use.

The DoP file can be shared via a URL (link) of an image or a document.

If you indicate under attribute 5.067 'Indication DoP legally required' that this is applicable, attach the DoP as a file.



FieldID	Attribute	Example
6,445	Type of external source (GDSN code) <i>Name in GS1 web interface</i>	DOP_SHEET DOP sheet (<i>Declaration of Performance</i>)
6,446	URL external source	Example link
6,447	URL external source language code	NL
6,448	External source file name	[File name]_DOP_SHEET_NL
8,457	End date of file	2025-02-25T00:00:00
8,458	Start date of file	2021-02-25T00:00:00

1.2.3 Image of article out of packaging

Link to an image of an item out of the package, if required, assembled, ready for use by the end user. This type of file is covered by the current version of the GDSN product image specification standard.



FieldID	Attribute	Example
6,445	Type of external source (GDSN) <i>Name in GS1 web interface</i>	OUT_OF_PACKAGE_IMAGE <i>Image of article from packaging</i>
6,446	URL external source	No example available
6,447	URL external source language code	NL
6,448	External source file name	[File name]_PRODUCT_FOTO_NL
8,457	End date of file	2025-02-25T00:00:00
8,458	Start date of file	2021-02-25T00:00:00

1.2.4 Atmosphere/feeling image

Image of an item that creates an atmosphere for the consumer by creating a "mood" or feeling for the item and its use.



FieldID	Attribute	Example
6,445	Type of external source (GDSN) <i>Name in GS1 web interface</i>	AMBIENCE_MOOD_IMAGE <i>Mood/atmosphere image</i>
6,446	URL external source	No example available
6,447	URL external source language code	NL
6,448	External source file name	[File name]_SFEERBEELD_NL
8,457	End date of file	2025-02-25T00:00:00
8,458	Start date of file	2021-02-25T00:00:00

1.2.5 Certificate – organic product

A certificate that is awarded to an organic product. The certificate is shared via a URL (link) or via a file.

The logo of the organic certificate is shared via URL with another GDSN code. For more information, see 1.2.9 (FieldID 6.445).

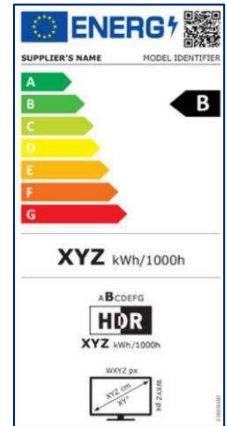
FieldID	Attribute	Example
6,445	Type of external source (GDSN code) <i>Name in GS1 web interface</i>	ORGANIC_CERTIFICATE <i>Certificate – organic product</i>
6,446	URL external source	No example available
6,447	URL external source language code	NL
6,448	External source file name	[File name]_ ORGANIC_CERTIFICATE_NL
8,457	End date of file	2025-02-25T00:00:00
8,458	Start date of file	2021-02-25T00:00:00

1.2.6 Energy label

The energy label provides insight into the energy consumption of the product. On 19 May 2010, the EU adopted Directive 2010/30/EU on energy labels. Energy labels help consumers to choose products that save energy. They can be found on a selection of white goods and other products and are intended to show customers how energy-efficient a product is before they buy it.

The energy label of the product can be shared via a URL (link) or a file. The label is subject to the following requirements in the European Union:

Minimum size	230 x 460 pixels
Ratio	1:2
Type	JPG/JPEG



The energy label is linked to a product. The GTIN number must be stated in the file name.

FieldID	Attribute	Example
6,445	Type of external source (GDSN code) <i>Name in GS1 web interface</i>	ENERGY_LABEL <i>Energy label</i>
6,446	URL external source	Example link
6,447	URL external source language code	NL
6,448	External source file name	08712345678906_ENERGY_LABEL_NL
8,457	End date of file	2025-02-25T00:00:00
8,458	Start date of file	2021-02-25T00:00:00

1.2.7 Guarantee information

The file contains information about a guarantee given by a company that a product is reliable and free from known defects and that the seller will repair or replace defective parts free of charge within a certain period and under certain conditions.

The information can be shared via a URL (link) to a file.



FieldID	Attribute	Example
6,445	Type of external source (GDSN code) <i>Name in GS1 web interface</i>	WARRANTY_INFORMATION <i>Guarantee information</i>
6,446	URL external source	No example available.
6,447	URL external source language code	NL
6,448	External source file name	[File name]_WARRANTY_INFORMATION_NL
8,457	End date of file	2025-02-25T00:00:00
8,458	Start date of file	2021-02-25T00:00:00

1.2.8 Instructions for use and storage by consumers

Link to a website, file or picture containing the manufacturer's recommendations on how the consumer or end-user can use and/or store the product.

This is not an instruction manual/leaflet. This is shared via URL with another GDSN code. For more information, see 1.2.7(FieldID 6.445).

VOOR GEBRUIK:

Verwerkingsomstandigheden
Niet vervoeren bij temperaturen $\pm 10^{\circ}\text{C}$.

Voorbehandeling oppervlakken
Oppervlakken moeten schone, droog-, stof-, vetvrij en goed gesuiverd zijn. Ontvetten met Giffen Reiniger of aceton. Voor reagerende oppervlakken (zoals aluminium) eerst met verdunde ammoniak behandelen en daarna met water schoonspoeien en droogmaken. Metaal licht opschuren.

TUJDENS GEBRUIK:

Gebruiksaanwijzing
Knip tuit lijnfacon open (2 mm) en bring lijn zo dun mogelijk aan op één van de te lijmen delen (te veel lijn vertraagt de uitdaging aanricht). De delen direct op elkaar brengen en gedurende korte tijd (10-40 sec.) aandrukken, zodat de lijn zich gelijkmatig over de vlakken verdeelt. Handdruk is voldoende. De verbinding kan nog extra verstevigd worden door wat extra lijn in de lijnnaad te laten vloeien. Bij het lijmen van metaal kan de uitdaginglijst worden verbruikt, daar sluitmen de delen op elkaar te brengen, het hechtende deel even te beëtdemen. Na gebruik tuit lijnfacon direct met een droze doek schoonmaken en goed afsluiten. De lijn zo kort mogelijk aan het te beëtdemen.

Aandachtspunten
Let op. Secundair lijn bevat cyanacrylat. Gevaarlijk steef lijmen enkele seconden huid en oogleden aan elkaar. Buiten bereik van kinderen bewaren. Indien contact met de huid heeft plaatsgehad, verwijdt dan geforceerde pogingen om de lijn te verwijderen. In dergelijke gevallen zal de lijn vanzelf door de huid worden afgestoten. Daarna de huid wassen met water. Indien de lijn in de ogen is gekomen, dan de oogleden openhouden, direct met water uitspoelen en een dokter waarschuwen. Verkeerde vingers scheiden door goed te waken in water en vervolgens met een potlood tussen te rollen.

NA GEBRUIK:

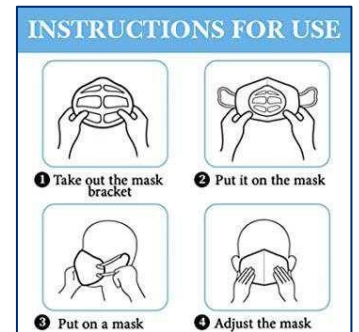
Vlekken/resten
Nette lijnresten direct met een droze doek o.i.d. verwijderen. Opgedroogde lijnresten zijn zeer moeilijk te verwijderen. Aceton lost de lijn (slechts zeer langzaam) op.

Opslagcondities
Opstaan op een droze, koele vorstvrije plaats.

FieldID	Attribute	Example
6,445	Type of external source (GDSN code) <i>Name in GS1 web interface</i>	CONSUMER_HANDLING_AND_STORAGE <i>Instructions for use and storage by consumers</i>
6,446	URL external source	Example link
6,447	URL external source language code	NL
6,448	External source file name	[File name]_ CONSUMER_HANDLING_ AND_STORAGE _NL
8,457	End date of file	2025-02-25T00:00:00
8,458	Start date of file	2021-02-25T00:00:00

1.2.9 Instructions for use/leaflet

The instructions for use/leaflet provides instructions on how the consumer should use the product. The instructions for use are shared via a URL (link) to a PDF file.



FieldID	Attribute	Example
6,445	Type of external source (GDSN code) <i>Name in GS1 web interface</i>	IFU <i>Instructions for use/leaflet</i>
6,446	URL external source	No example available.
6,447	URL external source language code	NL
6,448	External source file name	[File name]_ IFU _NL
8,457	End date of file	2025-02-25T00:00:00
8,458	Start date of file	2021-02-25T00:00:00

1.2.10 Data on hazardous substances (not SDS)

URL (link) to a file where the additional 'out of network' data to be located for the control of hazardous substances can be found. This is therefore not a safety data sheet (SDS).



FieldID	Attribute	Example
6,445	Type of external source (GDSN code) <i>Name in GS1 web interface</i>	HAZARDOUS_SUBSTANCES_DATA <i>Data on hazardous substances</i>
6,446	URL external source	No example available.
6,447	URL external source language code	NL
6,448	External source file name	[File name]_ HAZARDOUS_SUBSTANCES_DATA_NL
8,457	End date of file	2025-02-25T00:00:00
8,458	Start date of file	2021-02-25T00:00:00

1.2.11 Logo

URL (link) to a file containing a logo. Examples are manufacturer or brand logo, sustainability logo.



Size	Maximum 40 pixels high and 132 pixels long
Format	JPG

Industry wide used logos

Industry-wide logos, such as sustainability and quality mark logos that are not linked to a brand, are not shared via the GS1 data pool. Customers have recorded these logos in their systems as standard. They determine whether they link the logo to the product on the basis of the data supplied, for example the attribute 'Indication of the FSC quality mark'.



FieldID	Attribute	Example
6,445	Type of external source (GDSN code) <i>Name in GS1 web interface</i>	LOGO <i>Logo</i>
6,446	URL external source	No example available.
6,447	URL external source language code	NL
6,448	External source file name	08712345678906_LOGO_NL

FieldID	Attribute	Example
8,457	End date of file	2025-02-25T00:00:00
8,458	Start date of file	2021-02-25T00:00:00

1.2.12 Certificate w.r.t. prizes awarded

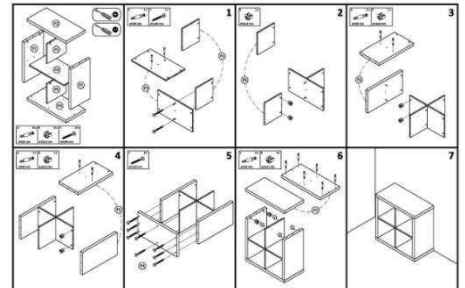
The certificate is a written document drawn up by an awarding committee and contains the terms and conditions of the award.

The logo of the certificate is shared via URL with another GDSN code. For more information, see 1.2.9 (FieldID 6.445).

1.2.13 Assembly instructions

URL (link) to a file that explains how the consumer should assemble (put together) the product.

The instruction is shared via a URL to a PDF file.



FieldID	Attribute	Example
6,445	Type of external source (GDSN code) <i>Name in GS1 web interface</i>	ASSEMBLY_INSTRUCTIONS <i>Assembly instructions</i>
6,446	URL external source	No example available.
6,447	URL external source language code	NL
6,448	External source file name	08712345678906_ASSEMBLY_INSTRUCTIONS_NL
8,457	End date of file	2025-02-25T00:00:00
8,458	Start date of file	2021-02-25T00:00:00

1.2.14 Product image with dimensions

URL (link) to a website or image of the product with its dimensions or a drawing of the product.



FieldID	Attribute	Example
6,445	Type of external source (GDSN code) <i>Name in GS1 web interface</i>	TRADE_ITEM_IMAGE_WITH_DIMENSIONS <i>Product image with dimensions</i>

6,446	URL external source	No example available.
6,447	URL external source language code	NL
6,448	External source file name	GTIN_TRADE_ITEM_IMAGE_WITH_DIMENSION_S_NL
8,457	End date of file	2025-02-25T00:00:00
8,458	Start date of file	2021-02-25T00:00:00

1.2.15 Product label image

A visual representation of the label that appears on the packaging of the product (consumer unit). The product image is shared via a URL (link) to a file (without clipping).



FieldID	Attribute	Example
6,445	Type of external source (GDSN code) <i>Name in GS1 web interface</i>	PRODUCT_LABEL_IMAGE <i>Product label image/photo</i>
6,446	URL external source	No example available.
6,447	URL external source language code	NL
6,448	External source file name	08712345678906_PRODUCT_LABEL_IMAGE_NL
8,457	End date of file	2025-02-25T00:00:00
8,458	Start date of file	2021-02-25T00:00:00

1.2.16 Technical datasheet

The product specification drawn up by the manufacturer is a summary of the technical characteristics and other properties of the product for technical and commercial purposes.

FieldID	Attribute	Example
6,445	Type of external source (GDSN code) <i>Name in GS1 web interface</i>	TECHNICAL_DATA_SHEET <i>Technical datasheet</i>
6,446	URL external source	Example link

FieldID	Attribute	Example
6,447	URL external source language code	FR
6,448	External source file name	[File name]_TECHNICAL_DATA_SHEET_NL
8,457	End date of file	2025-02-25T00:00:00
8,458	Start date of file	2021-02-25T00:00:00

1.2.17 Video

Link to a video that is relevant to the product. Examples are unboxing videos, instruction videos and DIY videos.



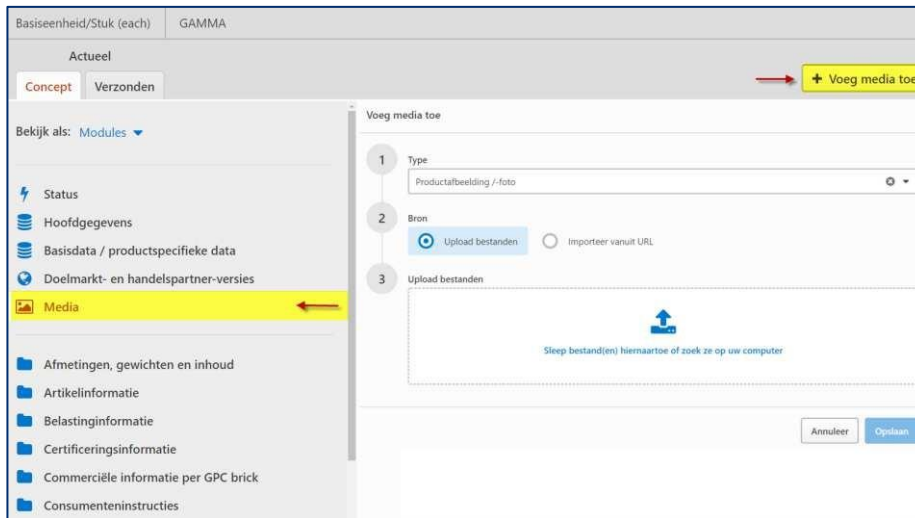
FieldID	Attribute	Example
6,445	Type of external source (GDSN code) <i>Name in GS1 web interface</i>	VIDEO <i>Video</i>
6,446	URL external source	Example link
6,447	URL external source language code	ENG
6,448	External source file name	[File name]_UNBOXING_VIDEO_NL
8,457	End date of file	2025-02-25T00:00:00
8,458	Start date of file	2021-02-25T00:00:00

Appendix 1: Sharing digital assets via GS1 web interface

Below is a brief explanation of how to add digital assets in the GS1 web interface.

Netherlands

- Go to the 'Media' tab
- Select the type of digital asset (1)
- Select the source 'Upload files' or 'Import from URL' (2)
- Upload files or import a URL (3)
- Save it and publish the digital assets to your customers



Belgium and Luxembourg

- Open your article in the edit mode
- Go to the 'Images and documents' tab
- Click on the 'plus' to add a new file or image
- Do not forget to provide the necessary information about expiry date, language, etc.
- Save the article and publish the full article (with digital assets) to your customers

Appendix 2: Overview of GDSN digital asset codes

Here you will find all digital assets that you can exchange via the GS1 Data Pool: product images and digital assets, whether or not requested by the sector. A number of digital assets are marked with an '*'. These are product images that are described in the product image guidelines. These can be found on the websites of [GS1 Belgium & Luxembourg](#) and [GS1 Netherlands](#).

GDSN code Dutch translation	GDSN code	Requested by sector	Dutch GDSN description
Certificate – organic product	ORGANIC_CERTIFICATE	Yes	A certificate that is awarded to an organic product. The certificate is shared via a URL (link) to a website or file.
Certificate w.r.t. prizes awarded	AWARD_CERTIFICATE	Yes	The certificate is a written document drawn up by an awarding committee and contains the terms and conditions of the award.
DOP sheet (Declaration of Performance)	DOP_SHEET	Yes	A URL (link) to a file containing a presentation statement for CE-marked construction products. This file can be shared via an image or a document.
Energy label	ENERGY_LABEL	Yes	URL (link) to the energy label of a product. On 19 May 2010, the EU adopted Directive 2010/30/EU on energy labels. Energy labels help consumers to choose products that save energy. They can be found on a selection of white goods and other products and are intended to show customers how energy-efficient a product is.
Guarantee information	WARRANTY_INFORMATION	Yes	URL (link) to a file containing information on a guarantee given by a company that a product is reliable and free from known defects and that the seller will repair or replace defective parts free of charge within a certain period and under certain conditions.
Instructions for use and storage by consumers	CONSUMER_HANDLING_AND_STORAGE	Yes	URL (link) to a website, file or image containing the manufacturer's recommendations on how the consumer or end-user can use and/or store the product.
Instructions for use/leaflet	IFU (Instructions For Use)	Yes	The instructions for use/leaflet provides instructions on how the product should be used. The instructions for use are shared via a URL (link) to a PDF file.
Data on hazardous substances	HAZARDOUS_SUBSTANCES_DATA	Yes	URL (link) to a file where the additional 'out of network' data to be located for the control of hazardous substances can be found. This is therefore not a product safety data sheet (SDS).
Logo	LOGO	Yes	URL (link) to a file containing the manufacturer or brand logo of the product.
Assembly instructions	ASSEMBLY_INSTRUCTIONS	Yes	URL (link) to a PDF file that explains how the product should be assembled/put together.

Product label image/photo of product label	PRODUCT_LABEL_IMAGE	Yes	A visual representation of the label of the product. The product image is shared via a URL (link) to a file.
Product image with dimensions	TRADE_ITEM_IMAGE_WITH_DIMENSIONS	Yes	URL (link) to a website or file containing the image of the product with dimensions. This is especially important for built-in products such as ovens and refrigerators.
SDS/Safety data sheet	SAFETY_DATA_SHEET	Yes	URL (link) to a file containing the safety data sheet (SDS) of the product. This file can be an image or a document.
Technical datasheet	TECHNICAL_DATA_SHEET	Yes	The product specification drawn up by the manufacturer is a summary of the technical characteristics and other properties of the product for technical and commercial purposes.
Video	VIDEO	Yes	URL (link) to a video that is relevant to the product. Examples include commercials, trailers or instructional/operational instructions.
360 degree image	360_DEGREE_IMAGE	*	Image that enables an interactive X-axis rotation of the product on websites.
Image for a mobile device	MOBILE_DEVICE_IMAGE	*	Product image that represents the product to the consumer for mobile applications. This could be a pack shot or image of the product, optimised for digital mobile viewing or added elements that make the product recognisable to consumers. This should not be used as a Mobile Ready Hero Image. Some regulations require a real image of the product and do not allow Mobile Ready Hero Images.
Image of article removed from the packaging	OUT_OF_PACKAGE_IMAGE	*	URL (link) to an image of a product removed from its packaging and (if required) assembled and ready for use by the end-user. This type of file is covered by the current version of the GDSN Product Image Specification Standard.
Optimised hero image	OPTIMISED_HERO_IMAGE	*	The image is intended to help retailers, consumers, distributors and hospitality operators create websites. These images give consumers specific information about the products they are buying. The image is an actual representation of a product, created specifically for use on larger screens, that may differ from a standard pack shot but which retains most of the key elements of the physical package, such as design, shape and colour, and is therefore recognisable on a digital shelf.
Mobile ready hero image	MOBILE_READY_HERO_IMAGE	*	An image of the actual product that may differ from standard packaging, but retains most of the key elements of physical packaging in terms of design, shape and colour, and is therefore recognisable on a digital shelf. In addition, the image must contain elements of the 4 W's: Which is the brand, what is it, what kind is it and how much. The Mobile Ready Hero Image (MRHI) is specified in the GS1 Mobile Ready Hero Image Guideline .

Product image/photo	PRODUCT_IMAGE	*	URL (link) to a file containing a visual representation of the product.
Other external information	OTHER_EXTERNAL_INFORMATION	No	UTL (link) to a file containing product information of an unspecified type.
Audio	AUDIO	No	URL (link) to a file with an audio clip that is relevant to the product. Examples are commercials or instructions for use.
Barcode	BARCODE	No	URL (link) to a file containing a visual representation of the barcode which appears on the product or packaging.
Internal view	INTERNAL_VIEW	No	The image of the inside of an article, mainly used for non-food products. For example, the inside of a refrigerator or a suitcase.
Certificate	CERTIFICATION	No	Document with special certification by a third party. For example International Food Standard [IFS] or bio audits.
Certificate w.r.t. dietary characteristics	DIET_CERTIFICATE	No	Link to a website or a file with a dietary certificate awarded to the product.
Certificate of food contact	FOOD_CONTACT_CONFORMITY_CERTIFICATE	No	The certificate indicates that the product is suitable for coming into contact with foodstuffs. It is a document issued by the manufacturer or the person bringing the product onto the European market. It certifies that the product sold complies with EC Regulation 1935/2004.
Chemical safety report	CHEMICAL_SAFETY_REPORT	No	The report provides insight into the risks associated with the production and/or use of a substance and that it is adequately controlled. The report can be shared via a URL (link) to a file.
Document	DOCUMENT	No	URL (link) to a document or text file containing product information. Examples are instructions for use, assembly instructions or warranty documents
Image cross-section	CROSS-SECTION_VIEW	No	An image of a product in which a vertical plane has been cut away. For example, a cross-section of a tyre in which the steel belts and the tyre tread are visible.
Printing proof of packaging	PACKAGING_ARTWORK	No	Design files for packaging printed matter. For example, Adobe source files.
EU Declaration of Conformity	DECLARATION_OF_CONFORMITY	No	A declaration of conformity is a document in which the manufacturer declares that the product complies with the essential requirements of the applicable legislation(s), for example for toys, medical devices or electrical equipment. By drawing up and signing the EU declaration of conformity, the manufacturer indicates that it is responsible for ensuring that the product complies with legislation.

Nutritional data	NUTRITION_FACT_LABEL	No	URL (link) to a file containing a visual representation of the product label with the nutritional information.
Data on medicinal products	DRUG_FACT_LABEL	No	The file link to information on a medicinal product. An information sheet on a medicine contains things like active ingredients, uses, warnings, purpose, instructions, etc.
Assembled image	ASSEMBLY_IMAGE	No	An assembly image is the physical superimposition of different images to create a final digital image. This makes it possible to add or remove an element without having to return to the studio for correction.
Group characteristic sheet	GROUP_CHARACTERISTIC_SHEET	No	No description available.
Ingredients' label	INGREDIENTS_LABEL	No	The image of the list of ingredients on the packaging. This may appear in different languages in different places on the packaging.
Inspection report of regulatory authority	REGULATORY_INSPECTION_AUDIT	No	Inspection report of, for example, foodstuffs, pharmaceutical products and other types of products that must comply with regulations.
Quality control plan	QUALITY_CONTROL_PLAN	No	Document containing detailed information on the amount of laboratory/analytical tests and the parameters assessed.
Marketing information	MARKETING_INFORMATION	No	URL (link) to a file containing the product information for selling a product or service.
Description of the product	TRADE_ITEM_DESCRIPTION	No	Refers to an external description of a product. The link (e.g. URL) to the external description is in the designated attribute.
Planogram	PLANOGRAM	No	URL (link) to a file illustrating how and where products are placed in a shelf plan.
Product formulation statement	PRODUCT_FORMULATION_STATEMENT	No	URL (link) to a file containing the product formulation declaration according to the rules and regulations of a relevant regulatory authority for the target market.
Test methodology results	TESTING_METHODODOLOGY_RESULTS	No	Document containing the microbiological and physico-chemical findings of the product established during the testing of the product.
Risk Analysis Document	RISK_ANALYSIS_DOCUMENT	No	Document describing how the supplier has ensured quality control of the end products or during the production process. This can be an internal control system of the supplier, a simple type of risk analysis or a systematic preventive approach according to Hazard Analysis and Critical Control Points (HACCP).

Summary of the chemical assessment	CHEMICAL_ASSESSMENT_SUMMARY	No	URL (link) to a file containing information on chemical ingredients that has been sent to the supplier after evaluation by a third party.
Summary of product characteristics	SUMMARY_OF_PRODUCT_CHARACTERISTICS	No	Specific document that is required before a medicinal product or a biocidal product is allowed on the market. For example, the European Commission
Technical drawing	TECHNICAL_DRAWING	No	An accurate and detailed technical drawing of an object, as used in mechanical engineering, construction, architecture, etc.
Safety information summary	SAFETY_SUMMARY_SHEET	No	A link to a summary document for workers to understand how to deal with chemicals in an emergency situation.
Reference to a QR code	QR_CODE	No	URL (link) to a QR code URL / URI.
Visual verification image	VISUAL_VERIFICATION_IMAGE	No	URL (link) to a file containing a visual representation of the product for verification purposes. This file can be used to compare the master data of the item with the image of the product. Note: these images do not necessarily comply with the guidelines as they are intended for visual verification.
Feeding instructions for pets	PETFOOD_FEEDING_INSTRUCTIONS	No	URL (link) to a file containing a visual representation of the feeding instructions for pets that appear on a package.
Children's nutrition label	CHILD_NUTRITION_LABEL	No	URL (link) to a file containing the packaging of children's food in the layout according to the rules and regulations of a regulatory authority relevant to the target market.
Nutrition label with ingredients	NUTRITION_FACT_LABEL_WITH_INGREDIENTS	No	URL (link) to a file containing a visual representation of the nutritional information and the listing of the ingredients on the product packaging.
Examples of finishes	MATERIAL_SAMPLES	No	URL (link) to a website or images where the potential material and finishes of the product may be available.
Example of a shipping order	SAMPLE_SHIPPING_ORDER	No	The document is an example of a transport/shipping order. This is not required for each item (GTIN), but may vary from GTIN to GTIN. For example, if an item is an organic product, the sample packing slip must contain the number of the origin of the organic product according to Article 31 of EC Regulation no. 889/2008. This information is not necessary for non-organic products.
Website	WEBSITE	No	URL (link) to a website with product or manufacturer's information.
Website with information about the product	PRODUCT_WEBSITE	No	URL (link) to product information website This could be a link to a special website about the product or a link to the manufacturer's or brand owner's website where the product information can be found.

Website with recipes	RECIPE_WEBSITE	No	URL (link) to a website with recipes for the product.
Zoom view	ZOOM_VIEW	No	An image of part of a product. For example, the wheels of a suitcase or the list of ingredients of a foodstuff.
Preparation instructions	PREPARATION_INSTRUCTIONS	No	URL (link) to a file containing a visual representation of the product label with the preparation instructions.
Removal instructions	DISPOSAL_INSTRUCTIONS	No	Link to a website, file or instructional video on how to properly dispose a product or how to clean up a broken product if the product contains materials such as mercury.
Cleaning, disinfection and sterilization instructions	CLEANING_DISINFECTION_STERILISATION_INSTRUCTIONS	No	The cleaning, disinfection and/or sterilization instructions which apply to the product. These may be in accordance with EN-ISO 17664.
Instructions for use/insert including cleaning, disinfection and sterilization instructions	IFU_INCLUDING_CLEANING_DISINFECTION_STERILISATION_INSTRUCTIONS	No	Indicates that cleaning/disinfection/sterilization instructions are included in the Instructions For Use (IFU).
Information about lighting/lamps	LIGHTING_FACT_LABEL	No	Link to a file containing a visual representation of the product label with information about the product's lighting characteristics. The lighting facts label makes it easy to compare lamp characteristics such as brightness, color, lifespan and estimated running costs for a year.
Information about supplement	SUPPLEMENT_FACT_LABEL	No	Link to a file containing a visual representation of the product label with information about the supplement or food product. The supplement fact label indicates the active/nutritional ingredients used in the formula, along with dosage recommendations for dietary supplements.
Atmosphere/feeling image	AMBIENCE_MOOD_IMAGE	No	Image of an article that evokes for the consumer evokes an atmosphere by creating a "mood" or feeling for the item and its use.
Application image	APPLICATION_IMAGE	No	Image that shows the consumer how the product is used.
Content texture image	CONTENT_TEXTURE_IMAGE	No	Image that represents the texture for the consumer represents as it might be experienced in ordinary retail, e.g., cream, lipstick.
Sidekick image	SIDEKICK_IMAGE	No	Retail, consumer, distributor and hospitality entrepreneurs complete their online transactions with smart devices. These images can be used to inform a customer about the benefits or nutritional claims of a product. This is an supplemental image or graphic, usually used to support the Mobile Ready Hero image.
Product image molded	PRODUCT_IMAGE_FORMED	No	An image of a product where the supporting form (e.g., model, mannequin, pendant) has been removed to give the product a 3D look.
Color palette	COLOUR_PALETTE	No	Link to a website, file or image with the color palette of the product for the full overview of the different colors of the product. The overview is primarily used by suppliers to indicate the colors with their own reference numbers and names, e.g. in cosmetics for makeup, nail polish, lipstick, etc.



Belgium & Luxembourg



Nederland

Social media image	SOCIAL_MEDIA_IMAGE	No	Image to use on social media that corresponding to the article
--------------------	--------------------	----	--

Appendix 3: Version control

Version	Date	Adapted by	Summary of revision
1.0	November 2021	GS1	Final version. Various companies in the sector have provided content for this document.
1.1	April 2022	GS1	<ul style="list-style-type: none"> Page 5: Explanation 'External source file name' modified. Several examples of the file names changed. Section 1.2.9: Industry-wide logos are not added shared via the GS1 data pool.
1.2	Juli 2024	GS1	<ul style="list-style-type: none"> Update links GS1 websites Chapter 1.2, update definitions and attributes. Overview GDSN digital assets codes updated.

Disclaimer

GS1 endeavours through its intellectual property policy (hereinafter: IP policy) to remove possible uncertainty regarding intellectual property claims. GS1 does this by requiring participants in the Working Group that developed this **guideline for digital assets** to agree to grant GS1 members a royalty-free licence or a RAND licence for essential patents, as defined in GS1's IP policy. In addition, attention is drawn to the fact that the possible introduction of one or more components of this Specification may be subject to a patent or other intellectual property right that is not an essential patent. Such a patent or other intellectual property right is not covered by GS1's licensing obligations. Furthermore, the agreement to license under GS1's IP policy does not apply to intellectual property rights and claims of third parties who were not participants in the Working Group.

Therefore, all organisations working on implementation in accordance with this Specification are advised by GS1 to determine whether there are any patents covering a specific implementation that the organisation is developing in accordance with the Specification and whether a licence under any patent or other intellectual property right is required. The determination of whether or not a licence is required should be made in the context of the details of the specific system developed by the organisation in consultation with its own patent counsel.

THIS DOCUMENT IS PROVIDED "AS IS" WITHOUT ANY FURTHER WARRANTIES OF ANY KIND, INCLUDING WARRANTIES OF MERCHANTABILITY, NON-INFRINGEMENT, FITNESS FOR A PARTICULAR PURPOSE OR ANY WARRANTY ARISING FROM THIS SPECIFICATION. GS1 accepts no liability for damages arising out of the use or misuse of this Standard, whether special or indirect, consequential or punitive damages. GS1 also assumes no liability for infringement of intellectual property rights in connection with the use of or reliance on any information contained in this document.

GS1 reserves the right to make changes at any time without notice. GS1 gives no warranty for the use of this document, assumes no liability for errors that this document may contain, and undertakes no obligation to update the information contained herein.